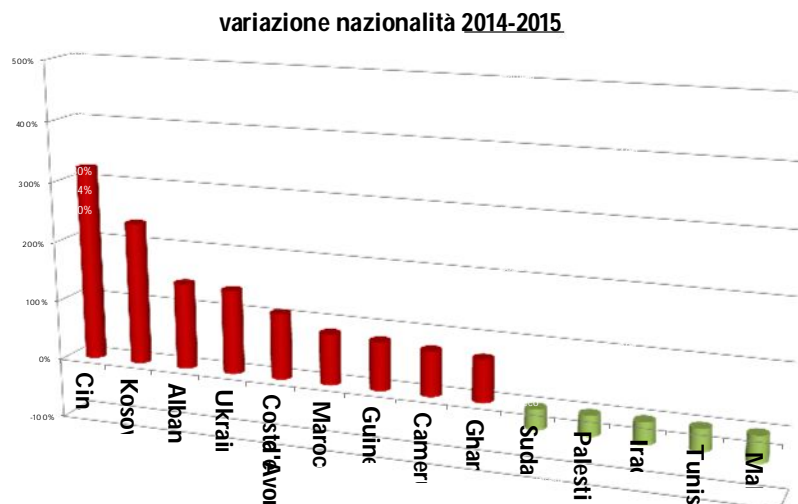
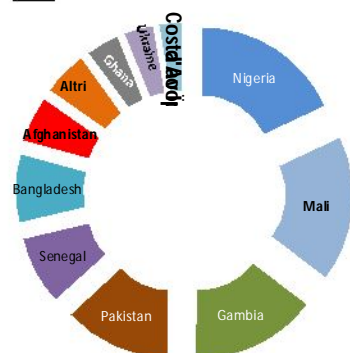


# Dati asilo 2014 - 2015

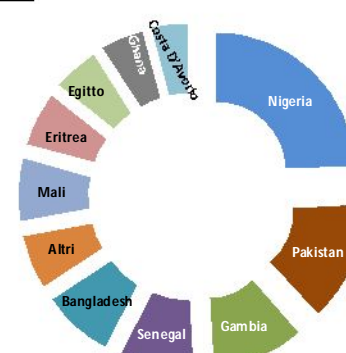
	2014	2015	variazione %
<b>Totale richiedenti</b>	<b>63456</b>	<b>83970</b>	<b>32%</b>
Nigeria	10040	18174	81%
Pakistan	7064	10403	47%
Gambia	8477	8022	-5%
Senegal	4615	6386	38%
Bangladesh	4511	6056	34%
Mali	9692	5455	-44%
Ukraine	1933	4653	141%
Afghanistan	2994	3975	33%
Ghana	2161	3697	71%
Costa d'Avorio	1485	3115	110%
Guinea	923	1704	85%
Somalia	797	747	-6%
Eritrea	474	729	54%
Guinea-Bissau	410	682	66%
Marocco	308	604	96%
Egitto	659	589	-11%
Iraq	784	527	-33%
Siria	502	497	-1%
Albania	173	424	145%
Burkina Faso	284	412	45%
Cina	84	358	326%
Kosovo	103	348	238%
Camerun	187	335	79%
Tunisia	480	305	-36%
Togo	203	299	47%
Turchia	403	276	-32%
Iran	376	251	-33%
Sudan	219	145	-34%
Palestina	195	129	-34%
Altri	2920	4673	60%



**principali nazionalità 2014**

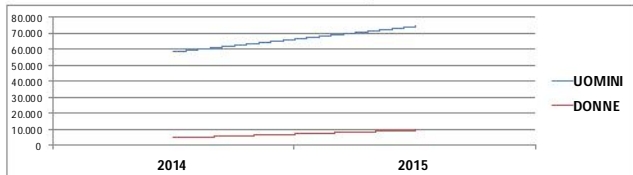


**principali nazionalità 2015**

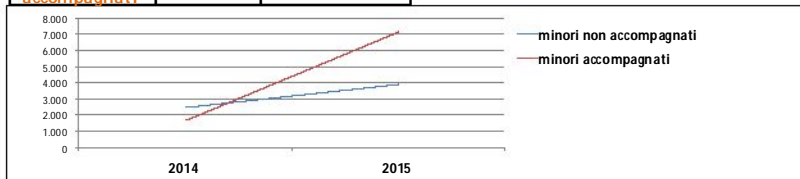


# Dati asilo 2014 - 2015

	2014	2015
UOMINI	58.703	74.250
DONNE	4.753	9.720



	2014	2015
minori non accompagnati	2.505	3.959
minori accompagnati	1.745	7.168

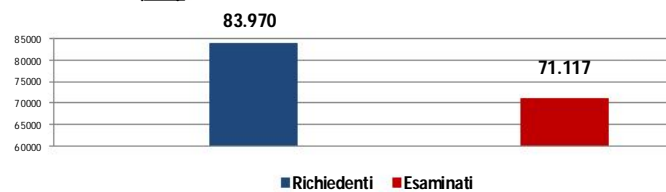


Esiti richieste d'asilo 2015

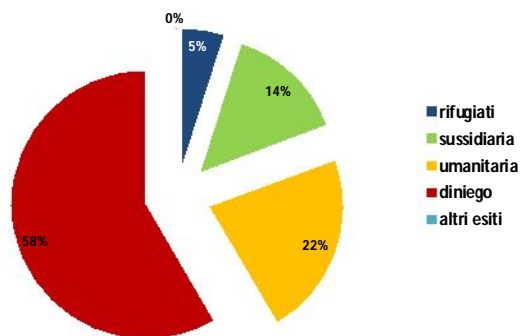
	2014	%	2015	%
rifugiati	3.641	10%	3.555	5%
sussidiaria	8.338	23%	10.225	14%
umanitaria	10.034	28%	15.768	22%
diniego	14.217	39%	41.503	58%
altri esiti	40	0%	66	0%
Totale esaminati*	36.270	100%	71.117	100%

\*esaminati nell'anno, indipendentemente dalla data di richiesta asilo

richiedenti /esaminati (2015)



percentuali esiti 2015



tipologie esiti 2015

