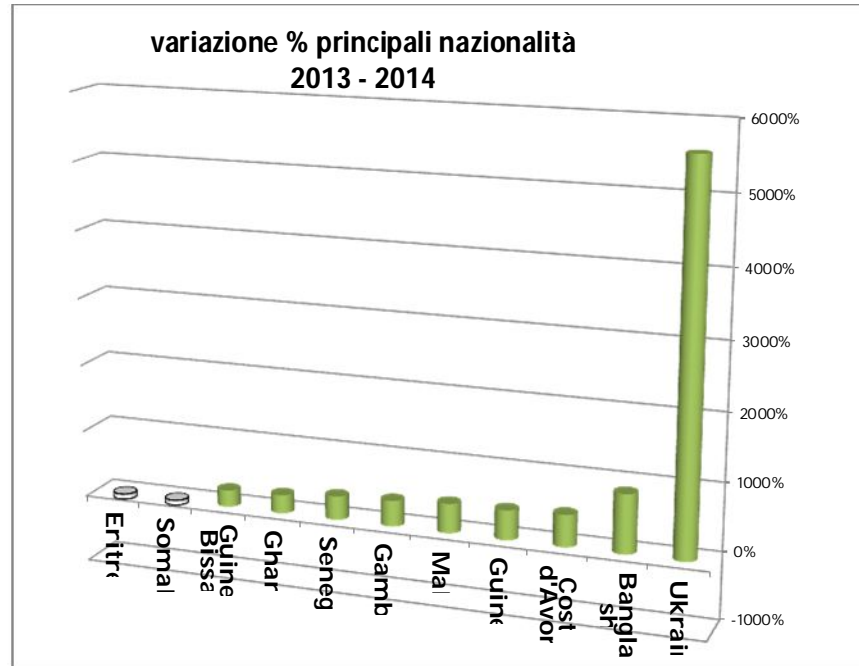
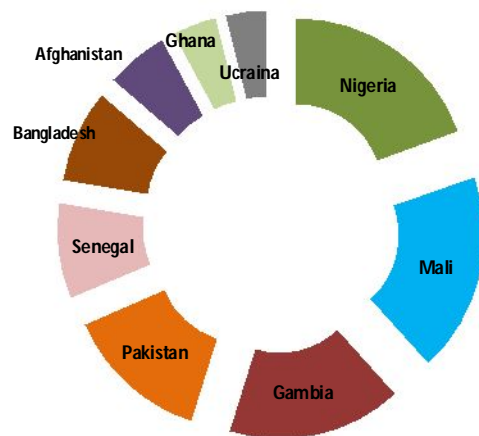


Dati asilo 2013 - 2014

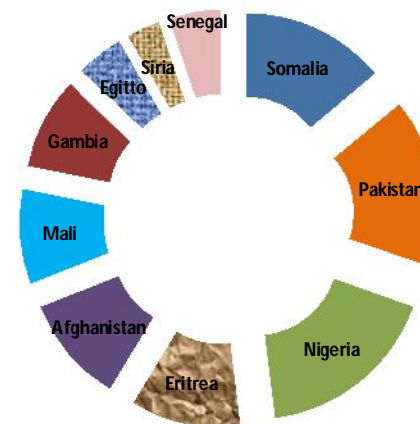
| | 2014 | 2013 | variazione % |
|-----------------------|--------|--------|--------------|
| Totale richiedenti | 63.456 | 26.620 | 138% |
| Nigeria | 10.040 | 3.519 | 185% |
| Mali | 9.692 | 1.806 | 437% |
| Gambia | 8.477 | 1.760 | 382% |
| Pakistan | 7.064 | 3.232 | 119% |
| Senegal | 4.615 | 1.021 | 352% |
| Bangladesh | 4.511 | 464 | 872% |
| Afghanistan | 2.994 | 2.056 | 46% |
| Ghana | 2.161 | 577 | 275% |
| Ucraina | 1.933 | 34 | 5585% |
| Costa d'Avorio | 1.485 | 259 | 473% |
| Guinea | 923 | 171 | 440% |
| Somalia | 797 | 2.774 | -71% |
| Iraq | 784 | 553 | 42% |
| Egitto | 659 | 907 | -27% |
| Siria | 502 | 635 | -21% |
| Tunisia | 480 | 509 | -6% |
| Eritrea | 474 | 2.109 | -78% |
| Guinea-Bissau | 410 | 117 | 250% |
| Turchia | 403 | 495 | -19% |
| Iran | 376 | 396 | -5% |
| Altri | 4.676 | 3.226 | 45% |



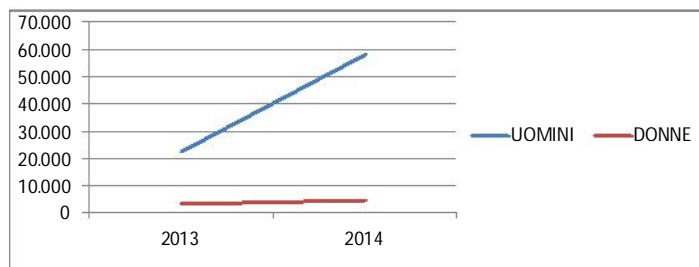
principali nazionalità 2014



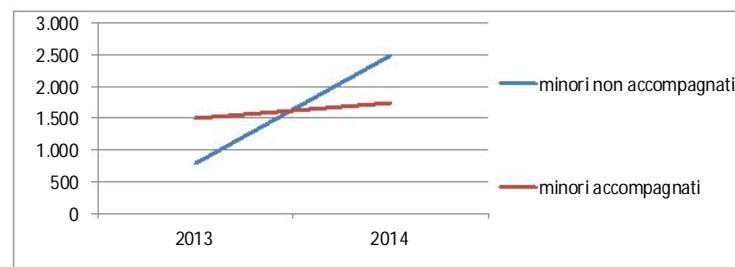
principali nazionalità 2013



| | 2013 | 2014 |
|---------------|--------|--------|
| UOMINI | 22.966 | 58.703 |
| DONNE | 3.654 | 4.753 |



| | 2013 | 2014 |
|--------------------------------|-------|-------|
| minori non accompagnati | 805 | 2.505 |
| minori accompagnati | 1.508 | 1.745 |



Esiti richieste d'asilo

| | 2013 | 2013% | 2014 | 2014% |
|--------------------------|--------|-------|--------|-------|
| rifugiati | 3.078 | 13% | 3641 | 10% |
| sussidiaria | 5.564 | 24% | 8338 | 23% |
| umanitaria | 5.750 | 24% | 10034 | 28% |
| diniego | 9.175 | 39% | 14.217 | 39% |
| altri esiti | 67 | 0% | 40 | 0% |
| Totale esaminati* | 23.634 | 100% | 36.270 | 100% |

*esaminati nell'anno, indipendentemente dalla data di richiesta asilo

